






## Generic Instructor Course Programme

### Day One

Time		Learning Outcomes
10.00 – 10.30	Faculty Meeting Registration & Coffee	
10.30 – 10.45	Welcome	
10.45 – 11.45	Adult Learning - Plenary	By the end of this session you will be able to demonstrate: <ul style="list-style-type: none"> <li>• An understanding of the nature of teaching and learning</li> <li>• An understanding of the needs of learners</li> <li>• An understanding of the variations between learners</li> <li>• An awareness of the four domains of learning</li> <li>• An awareness of the elements of a teaching session (environment, set, dialogue and closure)</li> </ul>
11.45 – 12.00	Introductions in Mentor groups	
12.00 – 12.45	Feedback - Plenary	By the end of this session you will be able to: <ul style="list-style-type: none"> <li>• Describe the principles of effective feedback</li> <li>• Recognise and formulate responsive comments</li> </ul>
12.45 – 13.30	<b>LUNCH</b>	
13.30 – 14.15	Presentation skills – plenary and demonstration of a five minute lecture and feedback  <b>Discussion ~ Educator</b> 	By the end of the session, you will be able to demonstrate: <ul style="list-style-type: none"> <li>• Recognition of the value, advantages and limitations of the lecture</li> <li>• Recognition of what and how you communicate</li> <li>• Recognition of the value of visual aids when making presentations</li> <li>• Recognition of the capability of PowerPoint to aid presentations</li> </ul>
14.15 – 15.30	Practice Stations: Lecture / Presentation skills  In Groups	Faculty  In Groups
15.30 – 15.45	<b>COFFEE</b>	
15.45 – 16.15	Equipment familiarisation  <b>All faculty</b>	By the end of this session you should be able to demonstrate the assembly and safe use of: <ul style="list-style-type: none"> <li>• Manikins</li> <li>• Heartsims</li> <li>• Defibrillators</li> </ul>
16.15 – 17.00	Teaching simulations (scenarios and role playing) – plenary and demonstration  <b>Discussion ~ Educator</b> 	By the end of this session, you will be able to: <ul style="list-style-type: none"> <li>• Demonstrate the correct use of simulation equipment</li> <li>• Demonstrate an understanding of the aims of simulation</li> <li>• Demonstrate an awareness of how to facilitate learning during simulation</li> <li>• Demonstrate an awareness of the roles involved</li> </ul>
17.00 – 18.15	Practice Stations: Teaching simulations  In Groups	Faculty  In Groups
18.15 – 18.30	Peer support and feedback in mentor groups Faculty meeting – candidate review	
18.30 – 18.45	Mentor Feedback	
18.45 – 19.00	Faculty meeting – preparation for day two	

## Day Two

Time		Learning Outcomes
08.30 – 09.00	The Role of the Mentor in mentor groups	By the end of this session, you will: <ul style="list-style-type: none"> <li>• Have gained insight into the role of the mentor</li> <li>• Have the ability to highlight key points for running mentor group sessions</li> <li>• Be able to discuss strategies for 1:1 mentoring</li> </ul>
09.00 – 09.45	Skills teaching with continuous assessment – plenary and demonstration  Discussion ~ Educator 	By the end of this session, you will be able to: <ul style="list-style-type: none"> <li>• Describe and use the skills teaching framework (stages 1 to 4) in facilitating candidate acquisition of a skill</li> <li>• Assess, by direct observation, candidate competence in the practice of taught skills using continuous assessment</li> <li>• Discuss the educational benefits of using the skills teaching framework in the development and assessment of new candidate skills</li> <li>• Demonstrate recognition of the need for repeated skill application that leads to skill mastery</li> </ul>
09.45 – 12.00	Practice Stations: Skills teaching with continuous assessment (refreshment break when convenient)  In Groups	Faculty  In Groups
12.00 – 12.45	<b>LUNCH</b>	
12.45 – 13.30	Group dynamics and facilitating small groups – plenary and demonstrations  Discussion ~ Educator 	By the end of this session you should be able to: <ul style="list-style-type: none"> <li>• Explore strategies for optimising learning in small groups</li> <li>• Demonstrate an understanding of the complexity of group dynamics</li> <li>• Recognise the importance of effective use of questioning</li> </ul>
13.30 – 14.45	Practice Stations: Facilitating small groups  In Groups	Faculty  In Groups
14.45 – 15.00	<b>COFFEE</b>	
15.00 – 15.45	Assessment in simulations – plenary and demonstration  Discussion ~ Educator 	By the end of the session, candidates will be able to demonstrate: <ul style="list-style-type: none"> <li>• An understanding of the underlying principles of assessment</li> <li>• An awareness of common methods of assessment</li> <li>• The ability to prepare an assessment</li> <li>• The ability to perform an assessment</li> </ul>
15.45 – 17.00	Practice Stations: Simulation assessment  In Groups	Faculty  In Groups
17.00 – 17.30	Faculty meeting – candidate review Peer support and feedback in mentor groups	
17.30 – 17.45	Mentor Feedback	
17.45 – 18.00	Faculty meeting – preparation for day three	

## Day Three

Time		Learning Outcomes
08.15 – 08.45	The Role of the Instructor Discussion ~ most appropriate member of the faculty and Course Co-ordinator	By the end of this session you should have: <ul style="list-style-type: none"> <li>Discussed the role of the instructor facilitated by a member of the faculty</li> </ul>

08.45 – 11.15	Practice Two: Skills teaching with continuous assessment and Teaching simulations		
Station/Time	08.45 – 10.00	10.00 – 11.15	Faculty
Skills teaching with continuous assessment 1	A	C	
Skills teaching with continuous assessment 2	B	D	
Skills teaching with continuous assessment 3	E	F	
Teaching simulations 1	C	A	
Teaching simulations 2	D	B	
Teaching simulations 3	F	E	
11.15 – 11.30	<b>COFFEE</b>		

11.30 – 14.45	Practice Two: Simulation assessment and Facilitating small groups or Lectures			
Station/Time	11.30 – 12.45	12.45 – 13.30	13.30 – 14.45	Faculty
Simulation assessment 1	A	<b>Lunch</b>	C	
Simulation assessment 2	B		D	
Simulation assessment 3	E		F	
Facilitating small groups or Lectures 1	C		A	
Facilitating small groups or Lectures 2	D		B	
Facilitating small groups or Lectures 3	F		E	

14.45 – 15.30	COFFEE and Faculty Meeting	
15.30 – 15.45	Group feedback in main lecture room	
15.45 – 16.00	Individual Mentor feedback	
16.00	Course closure	

 - These are keynote sessions that are only delivered by the Educator.